

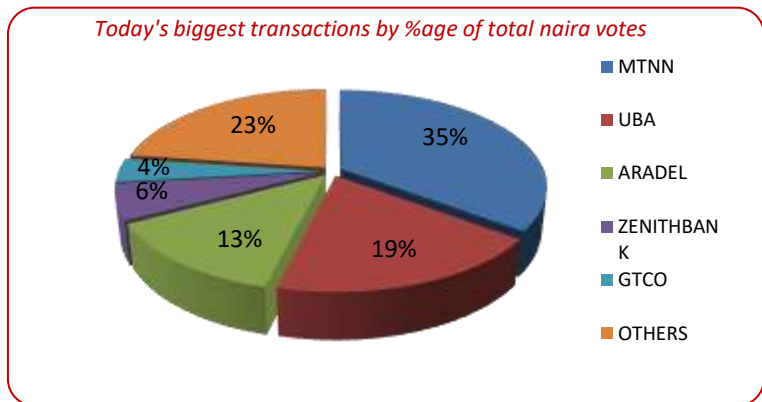
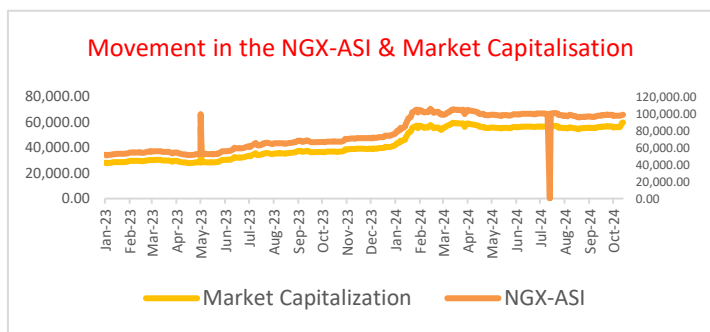


# Cowry Daily Market Insight 30 October 2024

MPR: 27.25%  
 Sep'24 Inflation Rate: 32.7%  
 Q2 2024 Real GDP: 3.19%

Downturn Continues on NGX as ASI Dips by 0.04% on Downbeat Sentiment, NIBOR fell Across most Maturities Signaling Illiquidity in the System...

The local stock market continued its bearish trend today, with the All-Share Index (ASI) slipping by 0.04% to close at 98,023.23 points. This drop mirrored a 0.04% reduction in market capitalization, which settled at ₦59.4 trillion, resulting in investor losses totaling ₦21.1 billion due to increased sell-offs. Despite the overall downturn, 33 stocks registered gains, while 23 recorded losses. Leading the gainers were SKYAVN (+10.00%), UPL (+10.00%), EUNISELL (+9.93%), NAHCO (+9.89%), and NEM (+8.86%). On the other hand, the top decliners included PZCUSONS (-10.00%), JAIZBANK (-10.00%), ABCTRANS (-9.63%), UPDC (-9.38%), and INTENEGINS (-8.97%). Sector performance was mixed, with banking (+1.73%), oil/gas (+0.22%), and industrial goods (+0.24%) sectors seeing gains, while the insurance and consumer goods sectors fell by 0.71% and 0.11%, respectively. Trading activity was brisk, with increases of 5.04% in deals, 34.97% in volume, and 71.43% in value. In total, 538.96 million shares were traded across 10,028 deals, amounting to ₦15.3 billion, with JAIZBANK leading in volume, trading 106 million units valued at ₦241 million over 211 deals.



MARKET STATISTICS	CLOSE	PREVIOUS	TODAY'S%	YTD %
All Share Index (ASI)	98,023.23	98,058.07	(0.04)	31.09
Deals	10,028	9,547	5.04	
Volume (millions)	538,956,267	399,324,907	34.97	
Value (₦ Millions)	15,301,448,272	8,925,719,154	71.43	
Market Cap (₦ billions)	59,396,922,197,216	59,418,032,190,496	(0.04)	45.16

SECTORED INDICES	CLOSE	PREVIOUS	TODAY'S % Δ
NGX BANKING	986.88	970.13	1.73
NGX INSURANCE	442.20	445.37	-0.71
NGX CONSUMER GOODS	1,553.23	1,554.98	-0.11
NGX OIL/GAS	2,278.53	2,273.50	0.22
NGX IND	3,455.36	3,447.18	0.24

Source: NGX, Cowry Research

TENOR	NIBOR as @ 30/10/2024	NIBOR as @ 29/10/2024	PPT
Overnight	26.6000	26.5800	0.02
1 Month	27.3100	27.0700	0.24
3 Months	27.8100	27.5800	0.23
6 Months	28.0200	27.8800	0.14

Source: FMDQ

TENOR	NITTY as @ 30/10/2024	NITTY as @ 29/10/2024	PPT
1Month	20.8900	20.7100	0.18
3 Months	21.8600	21.8500	0.01
6 Months	25.7700	25.6800	0.09
12 Months	24.4300	24.4900	-0.06

Source: FMDQ

Bond Name	Maturity (Years)	Bid Price	Daily Δ	Offer yield	Yield YTD PPT Δ
16.29% FGN MAR 2027	10	93.34	-1.91	19.90%	0.069
12.50% FGN MAR 2035	15	71.82	0.00	18.74%	0.038
16.25% FGN APR 2037	20	92.69	0.00	17.72%	0.023
12.98% FGN MAR 2050	30	76.70	-0.01	17.00%	0.009

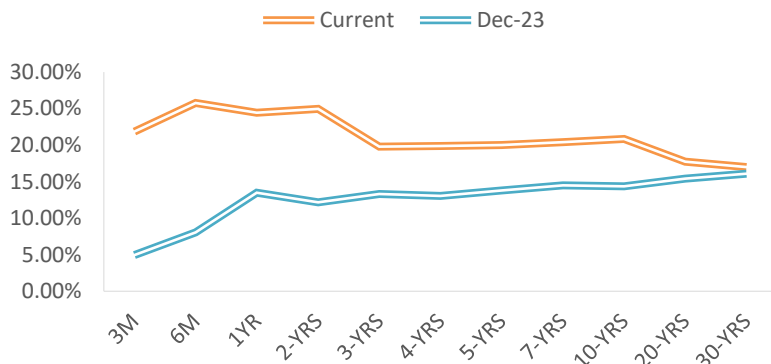
Source: FMDQ

Eurobond Name	Maturity (Years)	Bid Price	Daily Δ	Offer Yield	Yield YTD PPT Δ
6.50 NOV 28, 2027	10	94.67	4.31	8.50%	-0.007
7.69% FEB 23, 2038	20	81.77	5.37	10.23%	0.001
7.62% NOV 28, 2047	30	76.86	13.82	10.26%	0.004

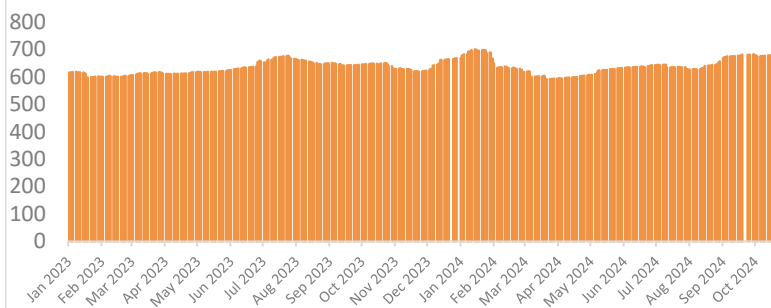
Source: FMDQ



## NAIRA YIELD CURVE



## S&P / FMDQ Nigeria Sovereign Bond Index (NGN)



Source: S&P Dow Jones Bond Indices, Cowry Research

## Money Market

In the money market, NIBOR rose across all maturities, signaling illiquidity in the banking system. Additionally, other key rates, such as the Open Repo Rate (OPR) and the Overnight Lending Rate (O/N), also dropped by 1.68% and 1.95%, closing at 24.85% and 25.00%, respectively.

Nigerian Interbank Treasury Bills True Yield (NITTY) experienced upward movement across most maturities, while the average secondary market yield on T-bills moderated by 0.01%, settling at 24.13%.

## Bond Market

In the secondary market for FGN bonds, trading activity was subdued, resulting in a 21-basis-point rise in the average yield, reaching 19.51%.

In Nigeria's sovereign Eurobonds market, buy pressure across the short, mid and long end of the yield curve led to a 0.07% decrease in the average yield to 9.54%.

## Foreign Exchange Market

In the foreign exchange market, the Naira depreciated by 0.04%, closing at ₦1,631.17 per dollar at the official market. In the Parallel market, the Naira closed at ₦1,745 to the dollar.

## Global Commodity Market

On Wednesday, oil prices in the global commodity market trended higher, with Brent Crude increasing by 1.50% to \$72.2 per barrel, while WTI also rose by 1.49%, closing at \$68.2 per barrel.

Source: FMDQ, Trading Economics, OilPrice.com, S&P Dow Jones, Cowry Research

USD/NGN Exchange Rate	30/10/2024	Previous	Daily %
NAFEM	₦1,631.17	₦1,630.45	0.04%
Parallel	₦1,745	₦1,725	1.16%

Major Currencies & Commodities	30/10/2024	Daily %	Yearly %
EURUSD	1.0854	0.31%	2.57%
GBPUSD	1.303	0.11%	7.17%
USDZAR	17.6711	0.05%	-5.15%
USDEGP	48.7372	0.16%	57.73%
Crude Oil, \$/bbl	68.215	1.49%	-2.31%
Brent, \$/bbl	72.186	1.50%	-2.09%
Natural Gas, \$/MMBtu	2.819	-1.40%	-2.59%
Coal, \$/T	145.25	0.52%	-0.89%
Gold, \$/t.oz	2780.07	0.18%	4.44%
Wheat, \$/Bu	579.48	1.57%	-3.55%
Palm Oil, MYR/T	4702	1.40%	17.11%
Cocoa, \$/T	7173.61	-0.57%	1.70%



# Cowry Daily Market Insight 30 October 2024

Corporate Bond Issuer	Description	Issue Date	Maturity Date	Coupon (%)	Yield (%)	Daily Δ
FLOUR MILLS OF NIGERIA PLC	11.10 FLOURMILLS IIIB 27-FEB-2025	27-Feb-20	27-Feb-25	11.10	28.06	-0.02
LAPO MFB SPV PLC	13.00 LAPO MFB II 30-MAR-2025	30-Mar-20	30-Mar-25	13.00	26.50	-0.05
DANGOTE CEMENT PLC	12.50 DANGCEM I 30-APR-2025	24-Apr-20	30-Apr-25	12.50	29.29	-0.01
UNITED CAPITAL PLC	12.50 UNICAP I 28-MAY-2025	28-May-20	28-May-25	12.50	26.61	-0.02
PARTHIAN PARTNERS FUNDING SPV PLC	13.50 PAPF SPV I 27-Jul-2025	27-Jul-22	27-Jul-25	13.50	26.42	0.00
UNION BANK OF NIGERIA PLC	15.75 UNION II 3-SEP-2025	07-Sep-18	03-Sep-25	15.75	24.85	0.00
STERLING INV. MGT. PLC	16.25 STERLING INV. II 6-OCT-2025	05-Oct-18	06-Oct-25	16.25	26.35	0.00
WEMA FUNDING SPV PLC	16.50 WEMA FUNDING SPV II 12-OCT-2025	12-Oct-18	12-Oct-25	16.50	26.25	0.00
CORONATION MB FUNDING SPV PLC	6.25 CORO MB SPV I 30-NOV-2025	30-Nov-20	30-Nov-25	6.25	24.06	0.17
FLOUR MILLS OF NIGERIA PLC	5.50 FLOURMILLS IV A 15-DEC-2025	14-Dec-20	15-Dec-25	5.50	22.48	0.25
CARDINALSTONE FINANCING SPV PLC	7.00 CARDINAL SPV I 30-DEC-2025	30-Dec-20	30-Dec-25	7.00	25.88	-0.01
FSDH FUNDING SPV PLC	8.50 FSDH SPV PLC IA 16-FEB-2026	16-Feb-21	16-Feb-26	8.50	21.73	0.60
FSDH FUNDING SPV PLC	8.00 FSDH SPV PLC IB 16-FEB-2026	16-Feb-21	16-Feb-26	8.00	21.73	0.60
MECURE INDUSTRIES FUNDING SPV PLC	13.00 MECURE SPV PLC I 31-MAR-2026	31-Mar-21	31-Mar-26	13.00	25.53	0.00
FLOUR MILLS OF NIGERIA PLC	14.5 FLOURMILL I 9-MAY-2026	09-May-23	09-May-26	14.50	25.55	0.00
DANGOTE CEMENT PLC	12.50 DANGCEM IB 30-MAY-2026	26-May-21	30-May-26	12.50	20.83	1.02
ACCESS BANK PLC	15.50 ACCESS BANK 23-JUL-2026	23-Jul-19	23-Jul-26	15.50	25.14	0.00
MTN NIGERIA COMMUNICATIONS PLC	13.50 MTNN IA 30-SEP-2026	30-Sep-22	30-Sep-26	13.50	20.86	1.04
SUNDRY FOODS FUNDING SPV PLC	13.50 SUNDRY SPV PLC I 15-DEC-2026	15-Dec-21	15-Dec-26	13.50	22.46	0.39
EAT & GO FINANCE SPV PLC	14.25 EAT & GO FINANCE SPV 17-DEC-2026	17-Dec-19	17-Dec-26	14.25	24.19	0.27
DANGOTE CEMENT PLC	11.85 DANGCEM IIA 30-APR-2027	27-Apr-22	30-Apr-27	11.85	20.94	0.75
AXXELA FUNDING 1 PLC	14.30 AXXELA I 20-MAY-2027	20-May-20	20-May-27	14.30	23.00	0.84
ACCELEREX SPV PLC	14.00 ACSP I 15-JUN-2027	15-Jun-22	15-Jun-27	14.00	23.12	1.04
NOVAMBL INVESTMENTS SPV PLC	12.00 NOVAMBL SPV I 23-JUL-2027	23-Jul-20	23-Jul-27	12.00	23.93	0.53
UNICAP	15.00 UNICAP II 14-SEP-2027	14-Sep-22	14-Sep-27	15.00	21.95	0.39
*NMRC	7.20 NMRC III 2-NOV-2027	02-Nov-20	02-Nov-27	7.20	23.33	1.02
VIATHAN FUNDING PLC	16.00 VIATHAN (GTD) 14-DEC-2027	15-Dec-17	14-Dec-27	16.00	20.85	1.03

[www.cowryasset.com](http://www.cowryasset.com)

#### IMPORTANT DISCLOSURES

This report is produced by the Research Desk, Cowry Asset Management Limited (COWRY) as a guideline for Clients that intend to invest in securities on the basis of their own investment decision without relying completely on the information contained herein. The opinion contained herein is for information purposes only and does not constitute any offer or solicitation to enter into any trading transaction. While care has been taken in preparing this document, no responsibility or liability whatsoever is accepted by any member of COWRY for errors, omission of facts, and any direct or consequential loss arising from the use of this report or its contents.



# Cowry Daily Market Insight 30 October 2024

Corporate Bond Issuer	Description	Issue Date	Maturity Date	Coupon (%)	Yield (%)	Daily Δ
FLOUR MILLS OF NIGERIA PLC	6.25 FLOURMILLS IV B 14-DEC-2027	14-Dec-20	14-Dec-27	6.25	21.65	0.43
BUA CEMENT PLC	7.50 BUACEM I 30-DEC-2027	30-Dec-20	30-Dec-27	7.50	20.84	1.02
*ARADEL HOLDINGS PLC	17.00 ARAD I 13-JAN-2028	13-Jan-23	13-Jan-28	17.00	20.87	1.00
MTN NIGERIA COMMUNICATIONS PLC	13.00 MTN COM PLC I 5-MAY-2028	05-May-21	05-May-28	13.00	20.97	0.34
DANGOTE CEMENT PLC	13.50 DANGCEM IC 30-MAY-2028	26-May-21	30-May-28	13.50	21.09	0.87
C&I LEASING PLC	15.50 C&I LEASING II 3-JUN-2028	03-Jun-21	03-Jun-28	15.50	22.50	1.02
CERPAC RECEIVABLES FUNDING SPV PLC	14.50 CERPAC-SPV III 15-JUL-2028	10-Sep-21	15-Jul-28	14.50	23.17	0.96
SUNDRY FOODS FUNDING SPV PLC	16.00 SUNDRY SPV PLC II 23-OCT-2028	23-Oct-23	23-Oct-28	16.00	21.07	0.79
ARDOVA PLC	13.30 ARDOVA PLC IA 12-NOV-2028	12-Nov-21	12-Nov-28	13.30	21.38	1.03
EAT & GO FINANCE SPV PLC	13.25 EAT & GO FINANCE SPV 8-MAR-2029	08-Mar-22	08-Mar-29	13.25	23.04	0.68
PRESCO PLC	12.85 PRESCO PLC 5-APR-2029	05-Apr-22	05-Apr-29	12.85	21.86	0.58
DANGOTE CEMENT PLC	12.35 DANGCEM IIB 30-APR-2029	27-Apr-22	30-Apr-29	12.35	21.52	0.58
*FLOUR MILLS OF NIGERIA PLC	22.00 FLOURMILLS II 30-MAY-2029	30-May-24	30-May-29	22.00	23.12	0.43
UNION BANK OF NIGERIA PLC	16.20 UNION III 27-JUN-2029	27-Jun-19	27-Jun-29	16.20	23.81	0.52
DANGOTE INDUSTRIES FUNDING PLC	12.75 DANGIFF IA 19-JUL-2029	19-Jul-22	19-Jul-29	12.75	22.33	0.49
GEREGU POWER PLC	14.50 GERP I 28-JUL-2029	28-Jul-22	28-Jul-29	14.50	22.83	0.75
*NMRC	14.90 NMRC I 29-JUL-2030	29-Jul-15	29-Jul-30	14.90	21.03	0.72
TSL SPV PLC	10.00 TSL SPV I (GTD) 6-OCT-2030	06-Oct-20	06-Oct-30	10.00	22.60	0.27
FBNQ MB FUNDING SPV PLC	6.25 FBNQ MB SPV II 16-DEC-2030	16-Dec-20	16-Dec-30	6.25	21.84	0.00
FIDELITY BANK PLC	8.50 FIDELITY I 7-JAN-2031	07-Jan-21	07-Jan-31	8.50	21.79	-0.02
EAT & GO FINANCE SPV PLC	18.00 EGFS 22-FEB-2031	22-Feb-24	22-Feb-31	18.00	22.94	-0.04
PRIMERO BRT SECURITISATION SPV PLC	17.00 PRIMERO BRT-SPV 27-OCT-2031	24-May-19	27-Oct-31	17.00	22.09	-0.04
MTN NIGERIA COMMUNICATIONS PLC	12.75 MTN COM PLC II 4-NOV-2031	04-Nov-21	04-Nov-31	12.75	21.86	0.00
ARDOVA PLC	13.65 ARDOVA PLC IB 12-NOV-2031	12-Nov-21	12-Nov-31	13.65	21.80	0.89
GPC-SPV COMPANY PLC	13.00 GPC SPV PLC (GTD) 23-NOV-2031	23-Nov-21	23-Nov-31	13.00	21.28	0.69
PAT DIGITAL INFRA FUND SPV PLC	13.25 PAT SPV PLC (GTD) 2-FEB-2032	02-Feb-22	02-Feb-32	13.25	21.63	0.63
DANGOTE CEMENT PLC	13.00 DANGCEM IIC 30-APR-2032	27-Apr-22	30-Apr-32	13.00	19.62	0.00
DANGOTE INDUSTRIES FUNDING PLC	13.50 DANGIFF IB 19-JUL-2032	19-Jul-22	19-Jul-32	16.75	20.08	0.00

[www.cowryasset.com](http://www.cowryasset.com)

#### IMPORTANT DISCLOSURES

This report is produced by the Research Desk, Cowry Asset Management Limited (COWRY) as a guideline for Clients that intend to invest in securities on the basis of their own investment decision without relying completely on the information contained herein. The opinion contained herein is for information purposes only and does not constitute any offer or solicitation to enter into any trading transaction. While care has been taken in preparing this document, no responsibility or liability whatsoever is accepted by any member of COWRY for errors, omission of facts, and any direct or consequential loss arising from the use of this

report or its contents.



# Cowry Daily Market Insight 30 October 2024

MTN NIGERIA COMMUNICATIONS PLC	14.50 MTNN IB 30-SEP-2032	30-Sep-22	30-Sep-32	14.50	19.58	0.00
DANGOTE INDUSTRIES FUNDING PLC	16.75 DANGIFP II 5-DEC-2032	05-Dec-22	05-Dec-32	16.75	20.79	0.00
*NMRC	13.80 NMRC II 15-MAR-2033	21-May-18	15-Mar-33	13.80	21.64	0.33
AXXELA FUNDING 1 PLC	21.00 AXXELA I 12-APR-2034	12-Apr-24	12-Apr-34	21.00	30.33	-0.06
GEL UTILITY FUNDING SPV PLC	15.15 GEL UTILITY-SPV (GTD) 28-AUG-2034	28-Aug-19	28-Aug-34	15.15	22.39	-0.02
LFZC FUNDING SPV PLC	13.25 LFZC II 16-MAR-2042	10-May-22	16-Mar-42	13.25	18.81	0.00
LFZC FUNDING SPV PLC	15.25 LFZC III 29-MAR-2043	29-Mar-23	29-Mar-43	19.76	20.36	0.00
FCMB GROUP PLC	16.00 FCMB I (PERP)	16-Feb-23	-	16.00	22.09	0.88
FCMB GROUP PLC	16.00 FCMB II (PERP)	24-Oct-23	-	16.00	21.48	0.66

[www.cowryasset.com](http://www.cowryasset.com)

#### IMPORTANT DISCLOSURES

This report is produced by the Research Desk, Cowry Asset Management Limited (COWRY) as a guideline for Clients that intend to invest in securities on the basis of their own investment decision without relying completely on the information contained herein. The opinion contained herein is for information purposes only and does not constitute any offer or solicitation to enter into any trading transaction. While care has been taken in preparing this document, no responsibility or liability whatsoever is accepted by any member of COWRY for errors, omission of facts, and any direct or consequential loss arising from the use of this report or its contents.